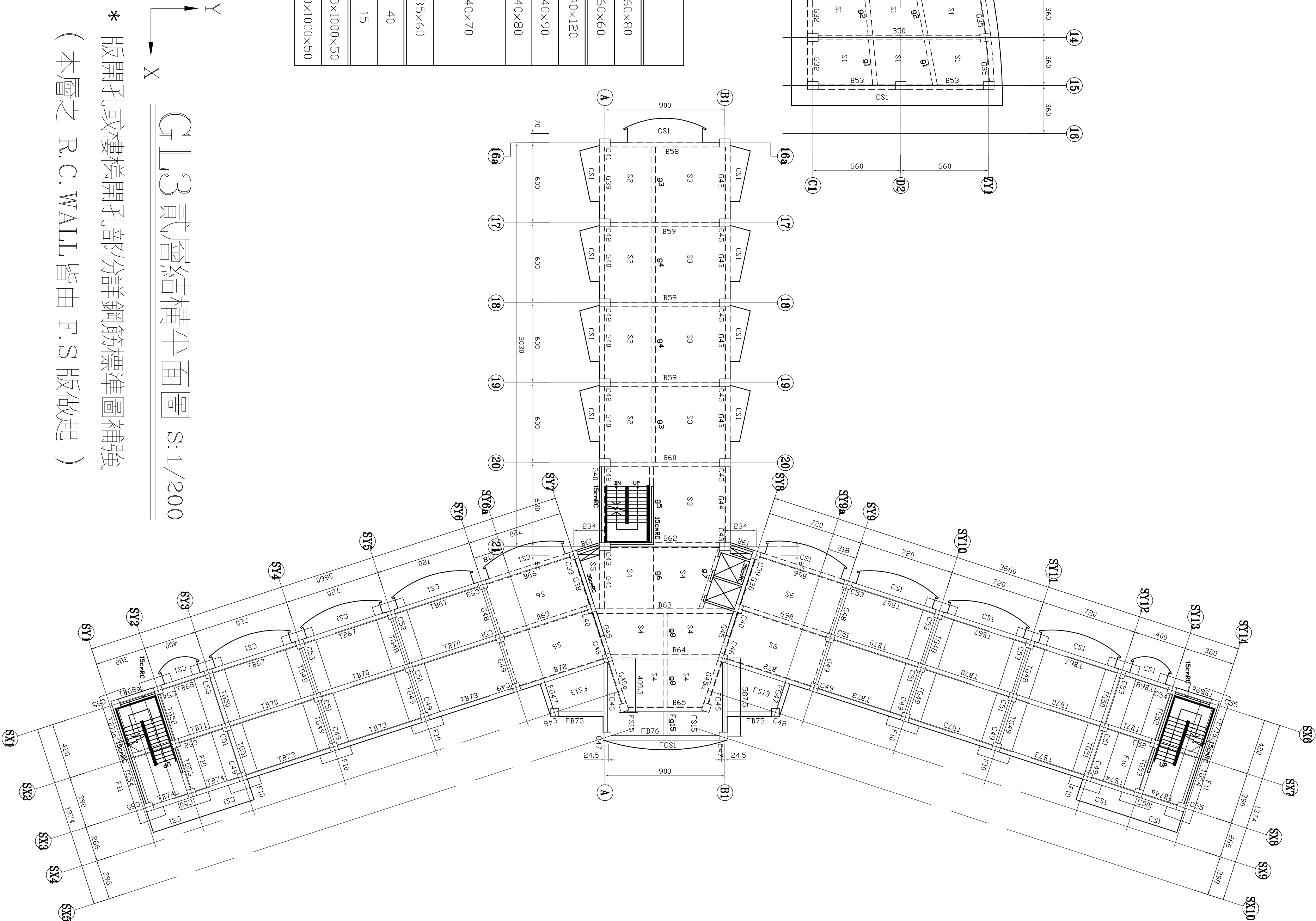
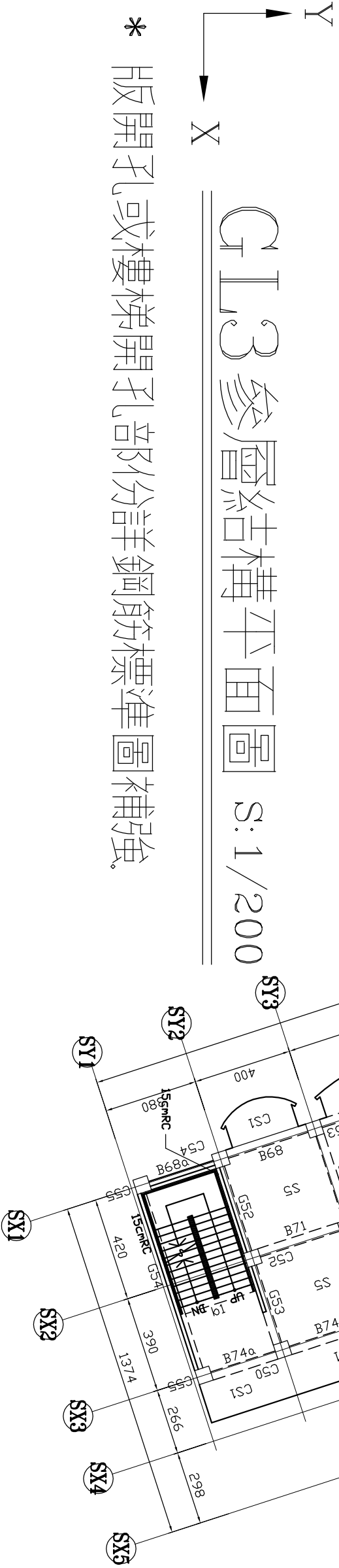
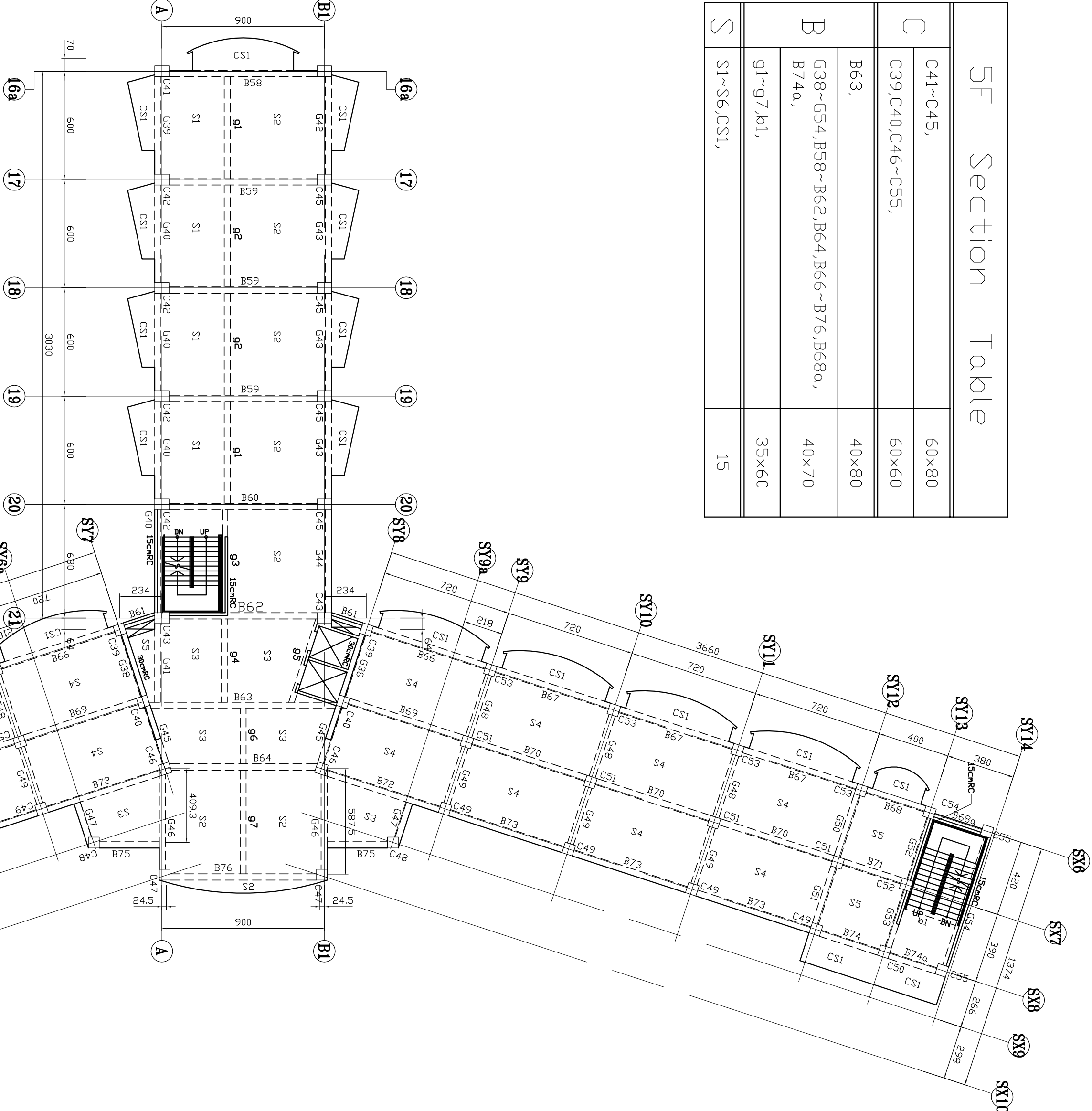


4F Section Table	
C41~C45,	60×80
C39,C40,C46~C55,	60×60
F G46,F G47,F B75,F B76,F g15,	40×120
B36,B40,B43,B47,B50,B53,	40×90
B63,	40×80
G32,G35,G38~G45,G45o,G48,G49,B58,B59~B62,B64~B66,B69,B72,T G48~T G54,T G48~T G54,T B73,T B71o,T B74,T B74o,g1~g8,	40×70
FS13~F S15,	35×60
S1~S5,CS1,	40
F10	240×1000×50
F11	200×1000×50



5F Section Table	
C41~C45,	60×80
C39,C40,C46~C55,	60×60
B63,	40×80
G38-G54,B58~B62,B64,B66~B76,B68o,B74o,g1-g7,k1,	40×70
S1~S6,CS1,	35×60
	15



* 版開孔或樓梯開孔部分詳鋼筋標準圖補強
(本層之 R.C. WALL 皆由 F.S 版做起)

* 版開孔或樓梯開孔部分詳鋼筋標準圖補強