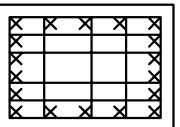
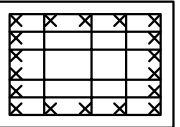
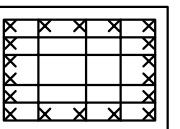
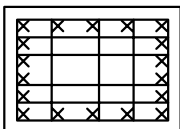
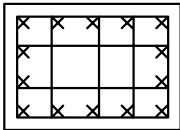
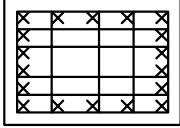
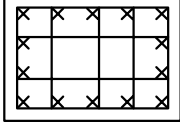
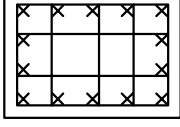
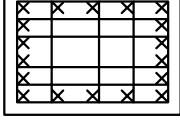
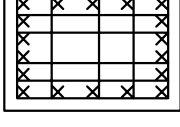
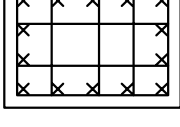
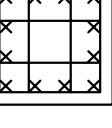
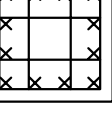


✳️：柱主筋，箍筋須依鋼筋標準圖確實綁紮。															
<div>Y X</div> <div>3F</div> <div>柱斷面尺寸 主筋鋼筋量 箍束區長度 上/下圈束區 一般 補筋區 樑柱接頭 補筋</div>	C14	C15	C16	C17	C18	C19	C20	C21	C22	C23	C24	C25	C26	C27	C28
														<div> (80X60) 18-#7 lp= cm #3#10 #3#10</div>	<div> (80X60) 18-#7 lp= cm #3#10 #3#10</div>
<div>Y X</div> <div>2F</div> <div>柱斷面尺寸 主筋鋼筋量 箍束區長度 上/下圈束區 一般 補筋區 樑柱接頭 補筋</div>	C29	C30	C31	C32	C33	C34	C35	C36	C37	C38					

✳️：柱主筋，箍筋須依鋼筋標準圖確實綁紮。

<div>Y X</div> <div>3F</div> <div>柱斷面尺寸 主筋鋼筋量 箍束區長度 上/下圈束區 一般 補筋區 樑柱接頭 補筋</div>	C29	C30	C31	C32	C33	C34	C35	C36	C37	C38
	<div> (80X60) 18-#7 lp= cm #3#10 #3#10</div>									
<div>Y X</div> <div>2F</div> <div>柱斷面尺寸 主筋鋼筋量 箍束區長度 上/下圈束區 一般 補筋區 樑柱接頭 補筋</div>	C29	C30	C31	C32	C33	C34	C35	C36	C37	C38
	<div> (80X60) 18-#7 lp= cm #3#10 #3#10</div>	<div> (80X60) 14-#7 lp= cm #3#10 #3#10</div>	<div> (80X60) 18-#7 lp= cm #3#10 #3#10</div>	<div> (80X60) 14-#7 lp= cm #3#10 #3#10</div>	<div> (80X60) 14-#7 lp= cm #3#10 #3#10</div>	<div> (80X60) 18-#7 lp= cm #3#10 #3#10</div>	<div> (80X60) 18-#7 lp= cm #3#10 #3#10</div>	<div> (80X60) 14-#7 lp= cm #3#10 #3#10</div>	<div> (60X60) 12-#7 lp= cm #3#10 #3#10</div>	<div> (60X60) 12-#7 lp= cm #3#10 #3#10</div>